


WhereTag IV™

Driver's Side Mirror - Installation Instructions

STEP 1: Confirm that you have all of the parts listed, including a standard-sized flathead screwdriver to complete this installation and a pencil or pen to record the tag and license plate information requested below. Enter this information first, before you install the tag.

**Flathead screwdriver
and pen or pencil are
not included in the kit**



Parts as shown in Figure 1:

- Two 11" pipe clamps
- Two 4.5" pipe clamps
- Tag Assembly




Figure 1 - Mounting Kit Parts

Before installing the tag assembly onto the mirror, write the last eight (8) numbers shown on the tag label in this box:

→




Figure 1A - Tag Registration Number Location

Write down the license plate number from the front bumper of your truck in this box:

→



Figure 1B - License Plate Information

STEP 2 Using 2 of the provided pipe clamps, fasten the Tag Mount onto the top mirror bar on the **driver's side** as shown in Figure 2A. If there is no top mirror bar, use mirror bars shown in Figure 2B or 2C below. Use the two (2) pipe clamps that best fits the bars.

Standard Mirror Types



Figure 2A - Preferred Location

Always fasten on the **Driver's Side** to the top bar as shown in Figure 2A.

Non-Standard Single Arm Mirror Types




Figure 2B - Alternative Mount

Mount Tag Here




Figure 2C - Alternative Mount

STEP 3 Adjust the mount so it is level on the mirror bar as shown in Figure 3. Tighten clamps firmly.

Always position the clamp screws on the bottom of the bar opposite the Tag Mount fixture.





Figure 3 - Verify Level Tag Mount

Step 4 Tag Validation and Registration Required for Access to the Marine Terminal

Turn this form into the person at your company that inputs the information into eModal. Have them login to eModal, click on the RFID Tag Tab, assign the RFID Tag to Truck, enter the Truck License Plate Number and last eight digits of the Tag.

Failure to complete this step will cause delays at the marine terminals!
You will be denied access by the marine terminals!